

Blogger Setup

START BY LOGGING INTO YOUR
SCHOOL EMAIL



Search



Mail



Drive



Calendar




Sites



Groups



Contacts



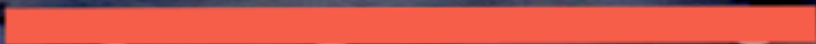
More

Mar 23

Mar 20

Mar 18

Mar 17



Blogger



Even more from Google



Classroom



LearnBoost

More from Apps Marketplace

Mar 23

Mar 20


Mar 18

Confirm Your Profile

The profile that readers will see when they view your posts is shown below. Using a Google+ Profile gives you an identity on Google properties and connects you with your readers, allowing them to share and recommend your content on the web and on Google+. If you want to use another identity such as a pseudonym, you may choose a limited Blogger Profile instead. [More information about profiles on Blogger.](#)

Profile Options


Google+ Profile




[Create a Google+ profile](#)

Or

Blogger Profile



[Create a limited Blogger profile](#)



[Continue to Blogger](#)

HELP

[Help Center](#)
[Help Forum](#)
[Video Tutorials](#)

COMMUNITY

[Blogger Buzz](#)
[+Blogger](#)

DEVELOPERS

[Blogger API](#)
[Developer Forum](#)



Join Google+ by creating your public profile



Add your photo

Help your friends recognize you.

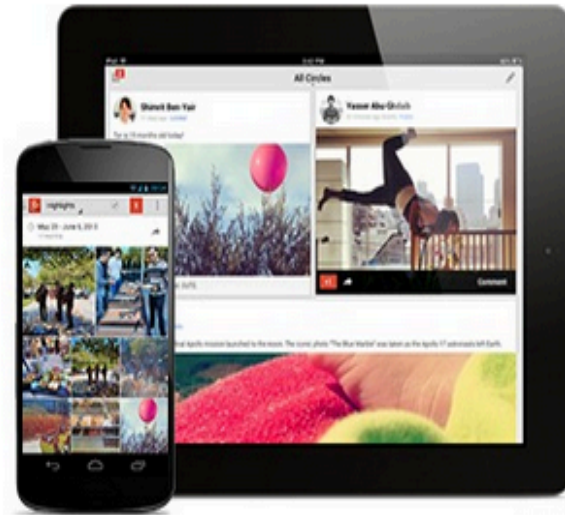
Name

Gender


Birthday i

Mobile

Stay connected and share life as it happens



Upgrade »



Upgrade

2

Add people

3

Be awesome


**SKIP THE NEXT FEW
STEPS WHERE YOU ADD
FRIENDS, ADD LIKES, AND
ADD A PHOTO!**

Confirm Your Profile

The profile that readers will see when they view your posts is shown below. Using a Google+ Profile gives you an identity on Google properties and connects you with your readers, allowing them to share and recommend your content on the web and on Google+. If you want to use another identity such as a pseudonym, you may choose a limited Blogger Profile instead. [More information about profiles on Blogger.](#)

You will be seen as...


Your Google+ profile. [About Profiles.](#)



[View my complete profile](#)

Prefer to post under a different name? [Switch to a limited Blogger profile](#)

Continue to Blogger



New Blog

Create your blog now

You are not an author on any blogs yet, create one now to start posting! [Can't find your blog?](#)

Reading list | All blogs

Add

Add blogs to follow in your Reading list

You are not currently following any blogs. Use the "Add" button to enter blogs you'd like to follow in your Reading List.

[Learn more](#)

All blogs

Blogger Buzz

The latest from [Blogger Buzz](#)

Making it easier to manage pages on your blog

7 months ago by A Googler

Adding pages to your blog can be a great way to organize content - like 'About me' or 'Advertise' sections. To make managing pages easier, we redesigned the 'Pages' tab in the Blogger dashboard to make it look and feel more like something you're already familiar with: managing posts.

Example Blog · Pages > All (2)



<input type="checkbox"/>	New page	Publish	Revert to draft		1-2 of 2	<	1	>	10
<input checked="" type="checkbox"/>	About kittens			ccal	0	0	0	20/01/2014	
				Edit View Share Delete					
<input type="checkbox"/>	A Page	Draft		ccal	1	0	0	25/11/2013	

The new look for the pages list on each blog

With the new design, you can:

View important details about your pages like view count and comments

Manage multiple pages at once with new selection tools



Blogs List > Create a new blog

This account is managed by **grahamaz.net**. [Learn more](#)

Title

First Name Last Name LA Blog

Address

firstnamelastnameLABlog .blogspot.com



This blog address is available.

Template



Simple



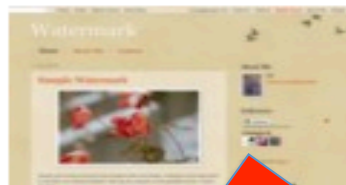
Dynamic Views



Picture Window



Awesome Inc.



Watermark



Ethereal

You can browse many more templates and customize your blog later.

Create blog!

Cancel

New Blog

First Name Last Name LA Blog



View blog

Your Blog has been created! [Start posting](#) | [Dismiss](#)

Reading list | All blogs

Add

Add blogs to follow in your Reading list

You are not currently following any blogs. Use the "Add" button to enter blogs you'd like to follow.

[Learn more](#)

All blogs

Blogger Buzz

The latest from [Blogger Buzz](#)

Making it easier to manage pages on your blog

7 months ago by A Googler

Adding pages to your blog can be a great way to organize content - like 'About me' or 'Advertising'. To make managing pages easier, we redesigned the 'Pages' tab in the Blogger dashboard to look like something you're already familiar with: managing posts.

Overview

Posts

Pages

Comments

Google+

Stats

Earnings

Campaigns

Layout

Template

Settings

Example Blog · [Pages](#) > [All \(2\)](#)



New post

Overview

Posts

Pages

Comments

Google+

Stats

Earnings

Campaigns

Layout

Template

Settings

Basic

Posts and comments

Mobile and email

Language and formatting

Search preferences

Other

Basic

Title First Name Last Name LA Blog [Edit](#)

Description [Edit](#)

Privacy Listed on Blogger. Visible to search engines. [Edit](#)

Publishing

Blog Address [Edit](#)

[+ Setup a 3rd party URL for your blog - Point your own registered URL to your blog.](#)

Permissions

Blog Authors [+ Add authors](#)

Blog Readers Public [Edit](#)

Blog Readers

Public

Your blog is open to all readers by default.

Private - Only blog authors

Your blog is restricted so that only blog authors can read it.

Other visitors to this blog will not be able to read any posts; instead they will get a message stating that this is a private blog.

Private - Only these readers



You can restrict your blog to only readers you choose. However, these readers will need to log in before reading your blog, adding an extra step.

We'll save your readers list for you, so you can switch back at any time.

No readers

[+ Add readers](#)

Save changes

Choose from Contacts

Cancel

Blog Readers

Public

Your blog is open to all readers by default.

Private - Only blog authors

Your blog is restricted so that only blog authors can read it.

Other visitors to this blog will not be able to read any posts; instead they will get a message stating that this is a private blog.

Private - Only these readers

You can restrict your blog to only readers you choose. However, these readers will need to log in before reading your blog, adding an extra step.

We'll save your readers list for you, so you can switch back at any time.

No readers

[+ Add readers](#)

anna.gould@sfxphx.org

Save changes

Choose from Contacts

Cancel